
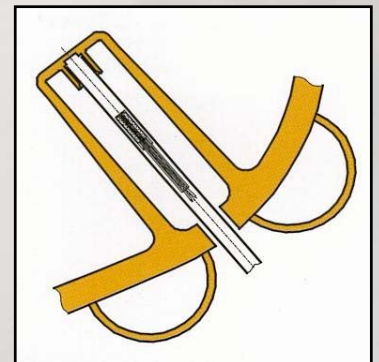


Advanced Reaction Technology



- ◆ Increased mixing efficiency using three wall mounted baffles
 - ⇒ *gain in productivity*
- ◆ No baffles mounted directly on nozzles
 - ⇒ *all nozzles free for Process requirements*
- ◆ Improved cleanability
 - ⇒ *no recess*
 - ⇒ *less vortex means reduced splashing on wall and upper head*
- ◆ Temperature probe integrated into the reactor base
- ◆ Laboratory OptiMix[®] Reactor available in QVF Borosilicate glass

Patented pad: SVR2
temperature probe
(with conventional jacket
or half coils)

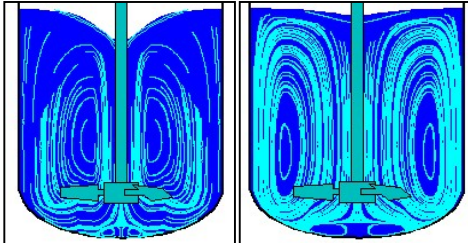


- ◆ For new reactors or while reglassing existing
- ◆ A complete range of reactors from 63 L. to 40 000 L., dimensions and connections as per DIN

■ Comparison DIN/OptiMix[®]

OptiMix[®] BE 1600 L
with GlasLock[®]
Hydrofoil blades

General flow pattern



Reactor DIN BE OptiMix[®]

		Constant SPEED		Constant POWER	
		DIN	OptiMix [®]	DIN	OptiMix [®]
Absorbed power	W	1320	1740	1740	1740
Rotation speed	Min ⁻¹	125	125	135	125
Flow rate	M ³ /h	785	1840	850	1840
Axial circulation speed	M/s	0,23	0,55	0,26	0,55
Vortex depth	cm	23	9	27	9
Average circulation time	s	9	3,13	6,8	3,13
Mixing time	s	21	13,1	16	13,1

The OptiMix[®] improvements are unique!

■ Pharma Design



OptiMix[®] 10 m³:
2 stages GlasLock[®]

OptiMix[®] 10 m³:
inverted seal

Success story:

- ⇒ Reaction time reduced from 9 to 6 hours
- ⇒ Yield of OptiMix[®] reactor increased by 67% versus DIN
- ⇒ Mass transfer in gas / liquid reaction improved by 25%

(Experienced by customer)



OptiMix[®] 630 L: with
2 integrated baffles



OptiMix[®] 630 L
with flat cover

More than 200 Reactors in operation!